



---

## Results

### Survey 42399

---

|                                  |         |
|----------------------------------|---------|
| Number of records in this query: | 277     |
| Total records in survey:         | 277     |
| Percentage of total:             | 100.00% |

---

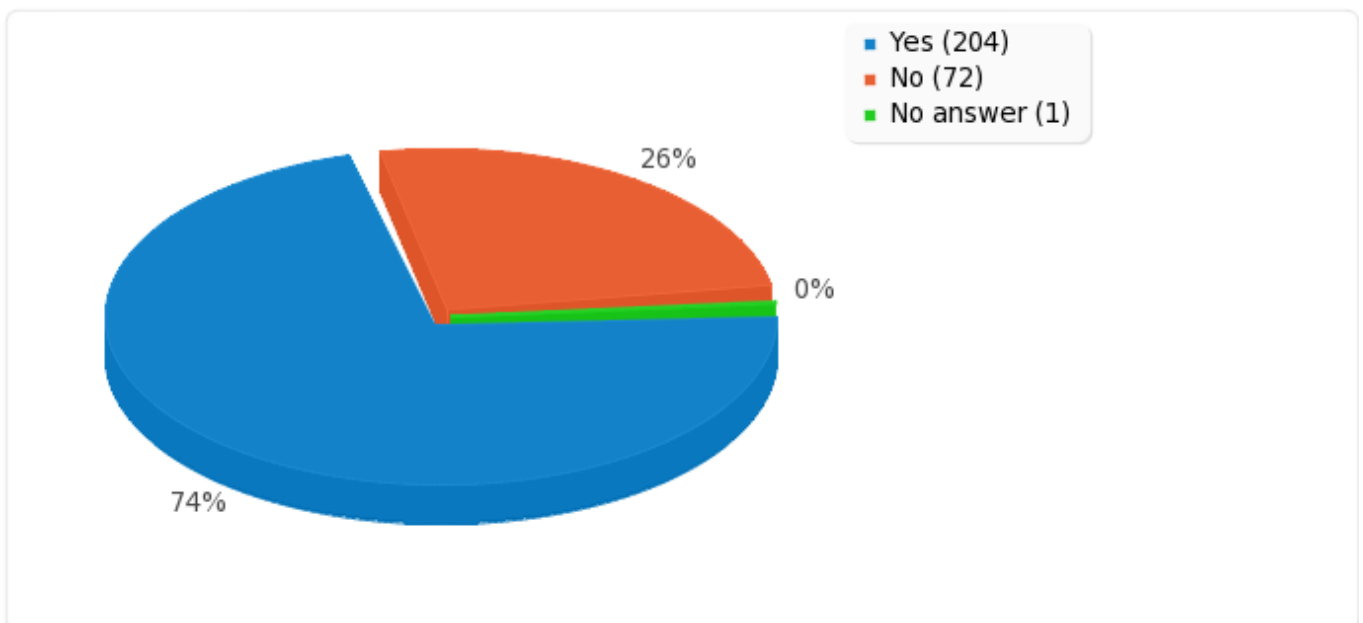


Field summary for 001a

1a. Did you know you can speak to a GP over the telephone (telephone consultation)?

---

| Answer    | Count | Percentage |
|-----------|-------|------------|
| Yes (Y)   | 204   | 73.65%     |
| No (N)    | 72    | 25.99%     |
| No answer | 1     | 0.36%      |



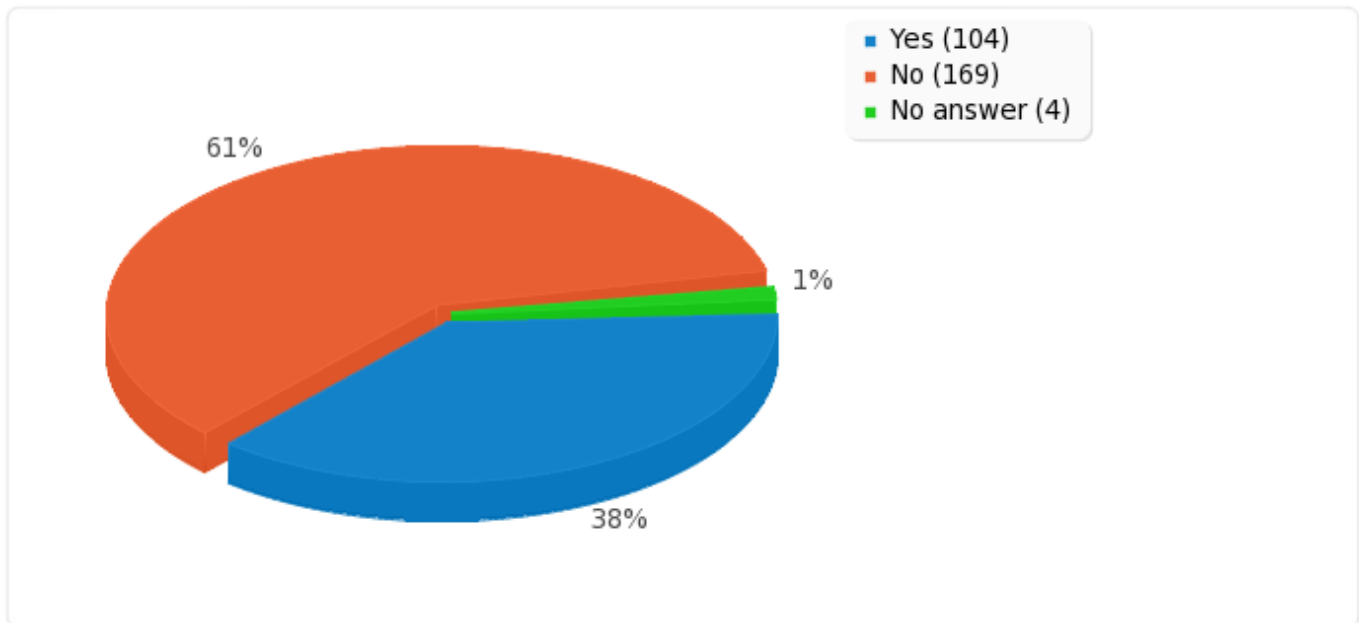


Field summary for 001b

1b. Have you ever been offered a telephone consultation?

---

| Answer    | Count | Percentage |
|-----------|-------|------------|
| Yes (Y)   | 104   | 37.55%     |
| No (N)    | 169   | 61.01%     |
| No answer | 4     | 1.44%      |

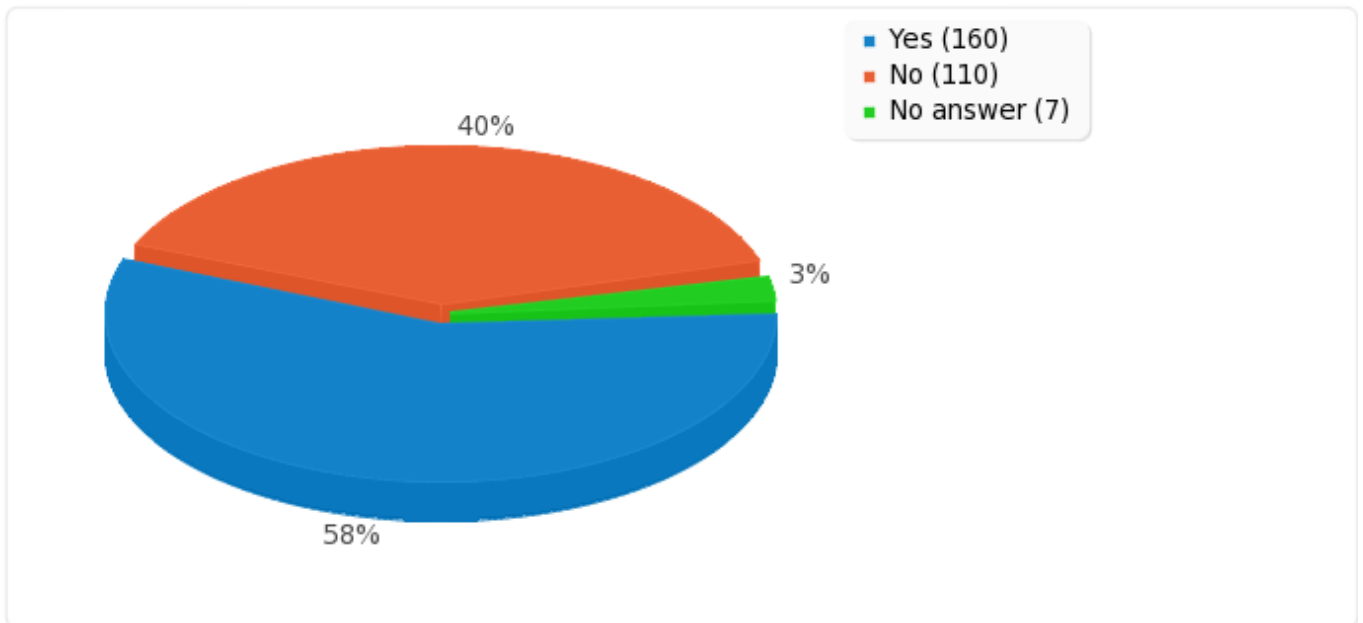




Field summary for 002a

2a. Were you aware you can ring for your test results after 2pm?

| Answer    | Count | Percentage |
|-----------|-------|------------|
| Yes (Y)   | 160   | 57.76%     |
| No (N)    | 110   | 39.71%     |
| No answer | 7     | 2.53%      |



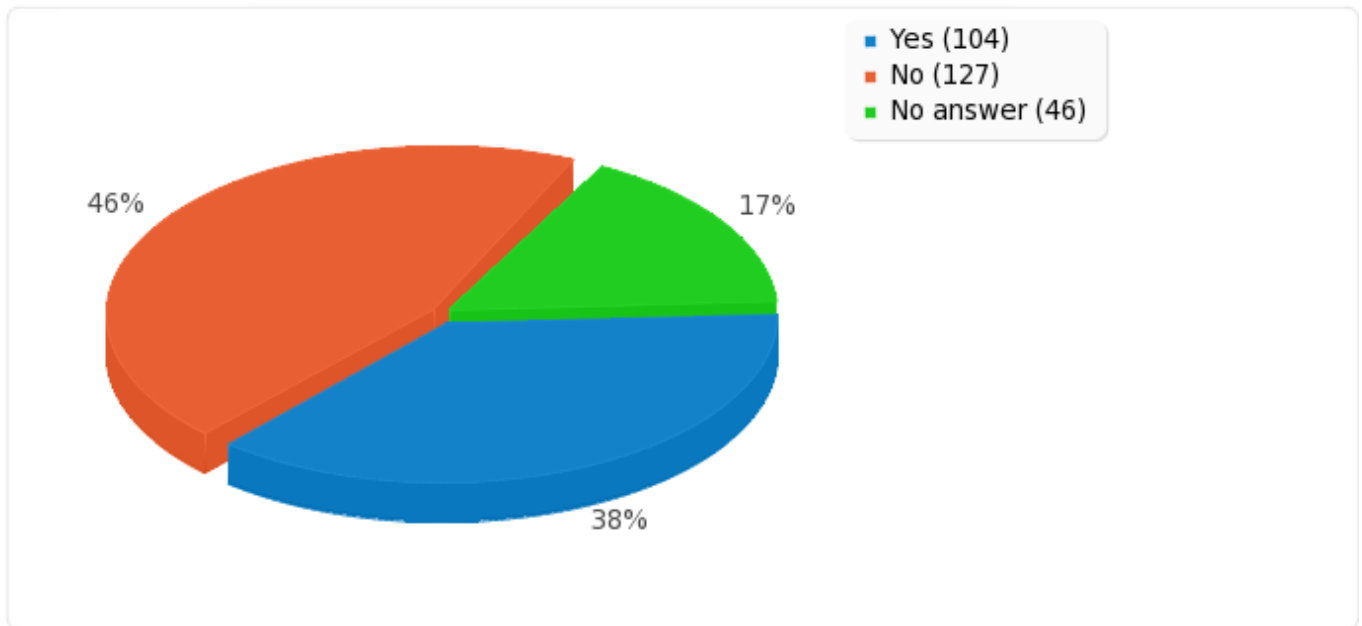


Field summary for 002b

2b. Have you rung for results this way?

---

| Answer    | Count | Percentage |
|-----------|-------|------------|
| Yes (Y)   | 104   | 37.55%     |
| No (N)    | 127   | 45.85%     |
| No answer | 46    | 16.61%     |

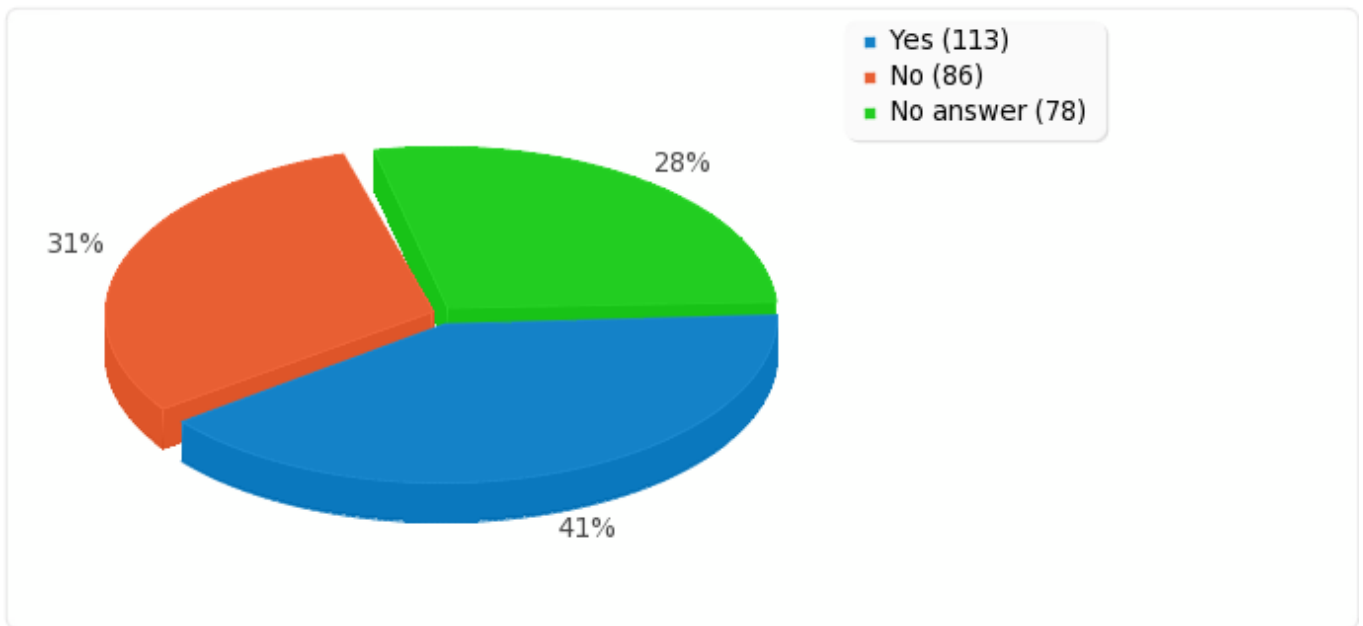




Field summary for 002c

2c. Did you receive the results?

| Answer    | Count | Percentage |
|-----------|-------|------------|
| Yes (Y)   | 113   | 40.79%     |
| No (N)    | 86    | 31.05%     |
| No answer | 78    | 28.16%     |

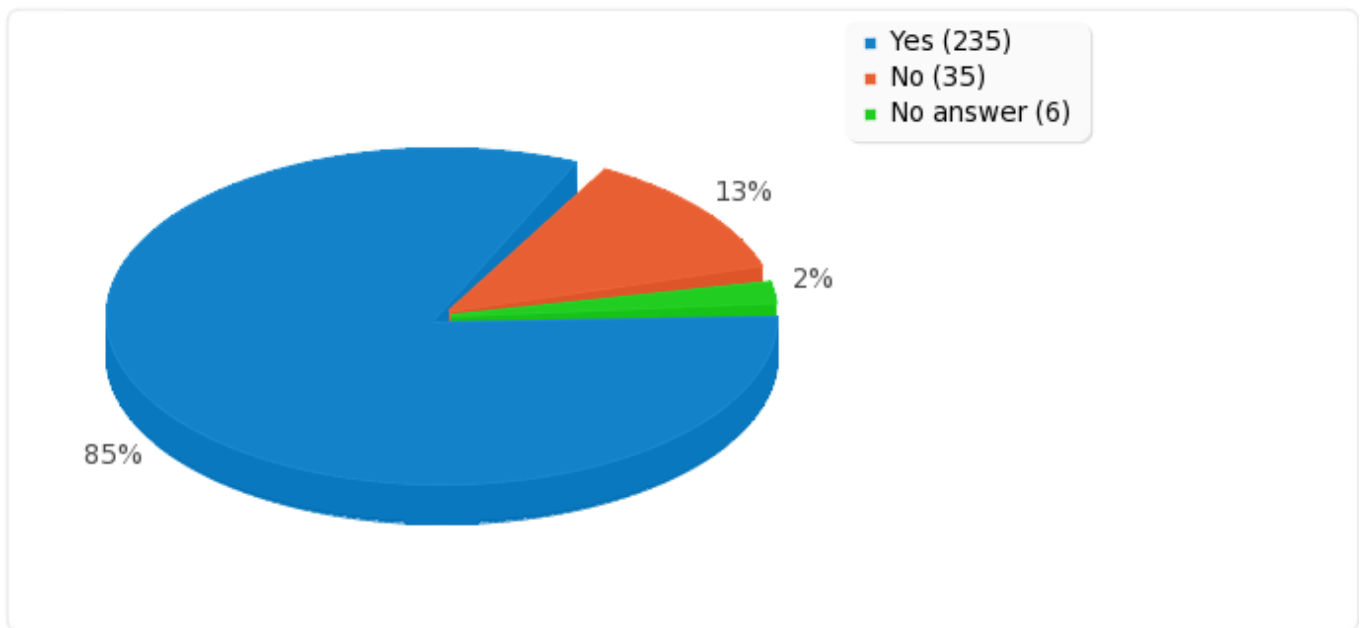




Field summary for 003a

3a. Have you tried to book an appointment with a GP fairly quickly?

| Answer    | Count | Percentage |
|-----------|-------|------------|
| Yes (Y)   | 235   | 85.14%     |
| No (N)    | 35    | 12.68%     |
| No answer | 6     | 2.17%      |



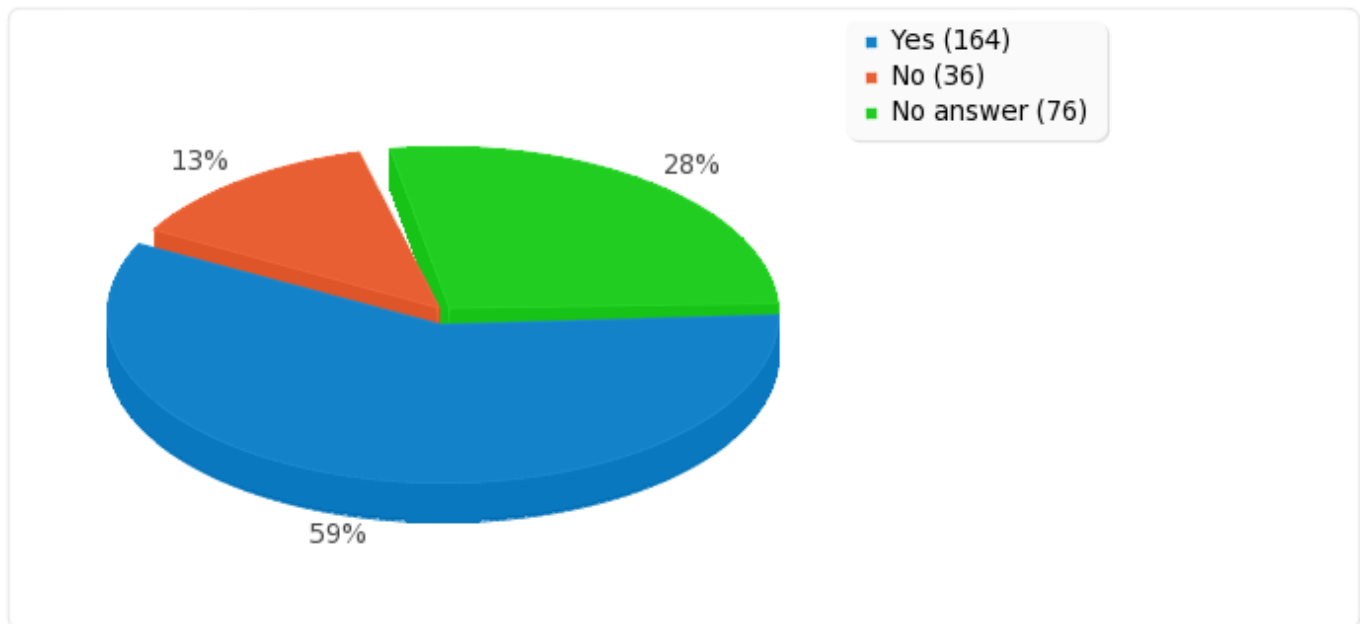


Field summary for 003b

3b Were you seen on the day?

---

| Answer    | Count | Percentage |
|-----------|-------|------------|
| Yes (Y)   | 164   | 59.42%     |
| No (N)    | 36    | 13.04%     |
| No answer | 76    | 27.54%     |



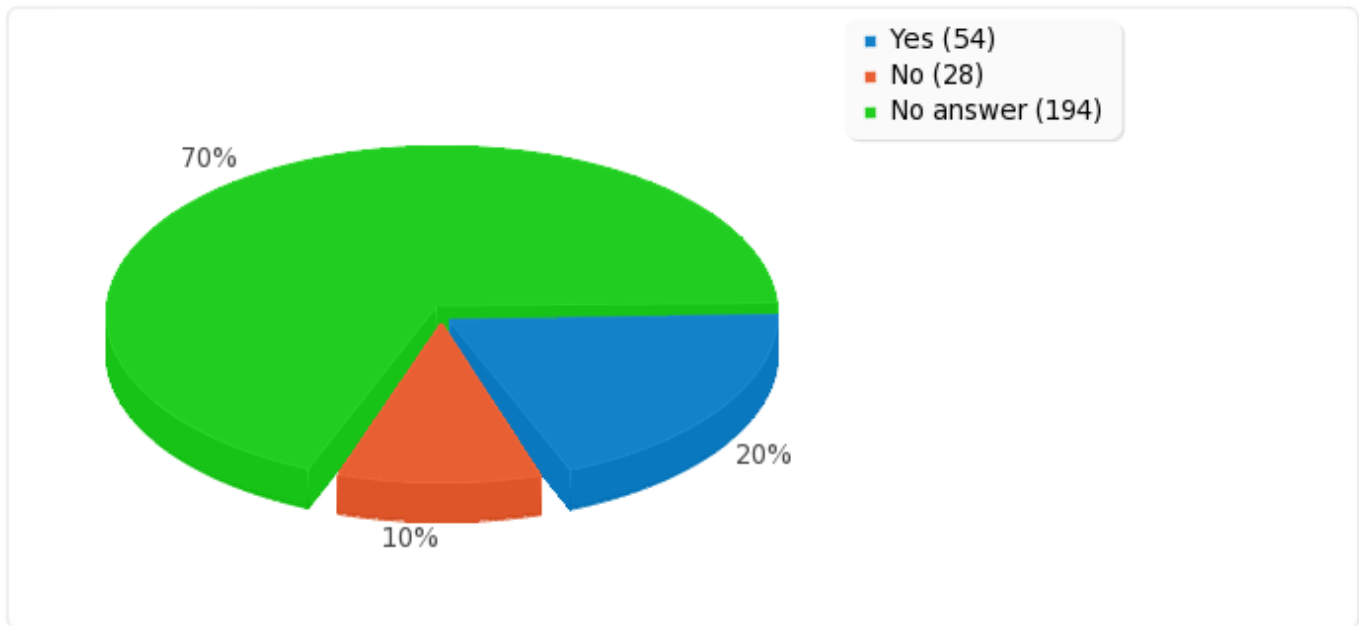




Field summary for 003c

3c. Within 2 days?

| Answer    | Count | Percentage |
|-----------|-------|------------|
| Yes (Y)   | 54    | 19.57%     |
| No (N)    | 28    | 10.14%     |
| No answer | 194   | 70.29%     |

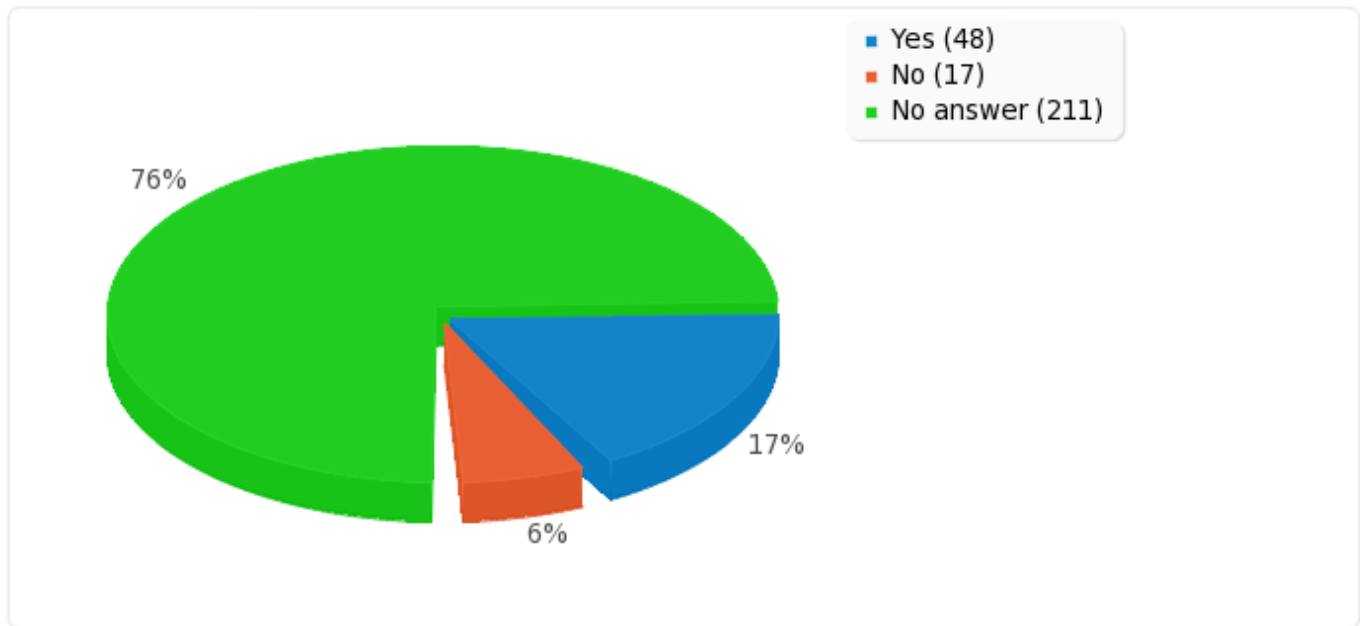




Field summary for 003d

3d. Within 3-5 days?

| Answer    | Count | Percentage |
|-----------|-------|------------|
| Yes (Y)   | 48    | 17.39%     |
| No (N)    | 17    | 6.16%      |
| No answer | 211   | 76.45%     |





Field summary for 003e

3e. Other?

| Answer    | Count | Percentage |
|-----------|-------|------------|
| Answer    | 8     | 2.90%      |
| No answer | 268   | 97.10%     |

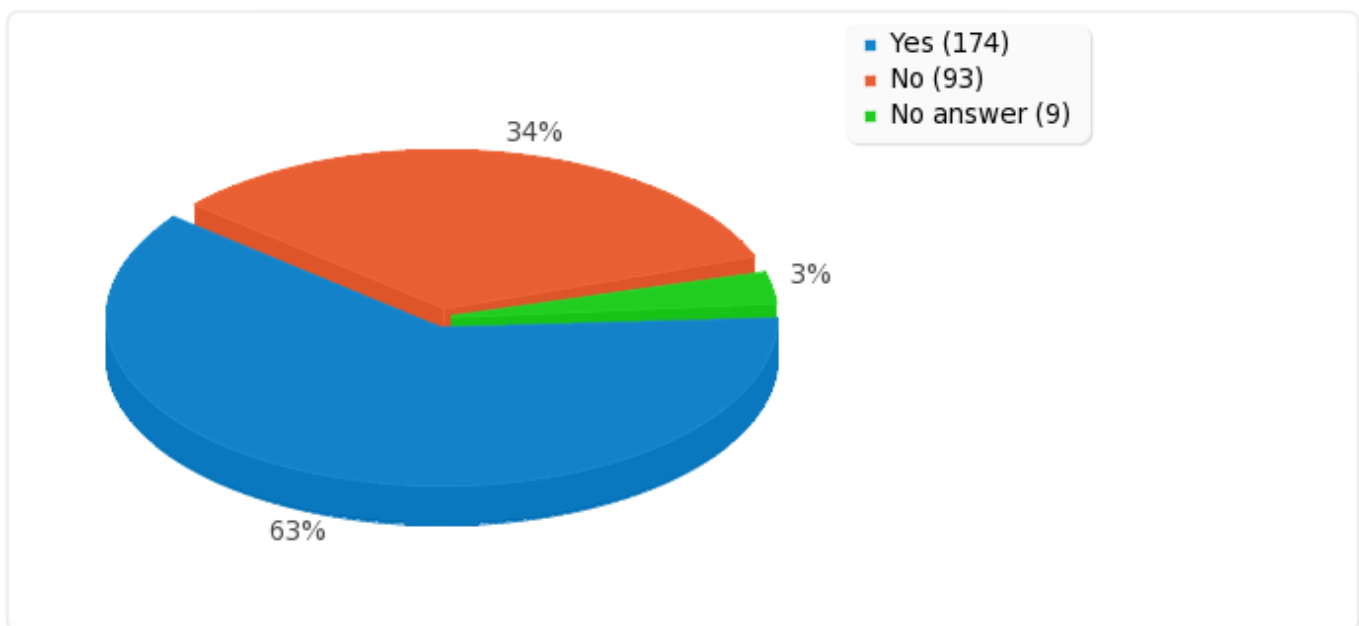




Field summary for 004a

4a. Have you tried to book an appointment in advance ie a few weeks in advance?

| Answer    | Count | Percentage |
|-----------|-------|------------|
| Yes (Y)   | 174   | 63.04%     |
| No (N)    | 93    | 33.70%     |
| No answer | 9     | 3.26%      |

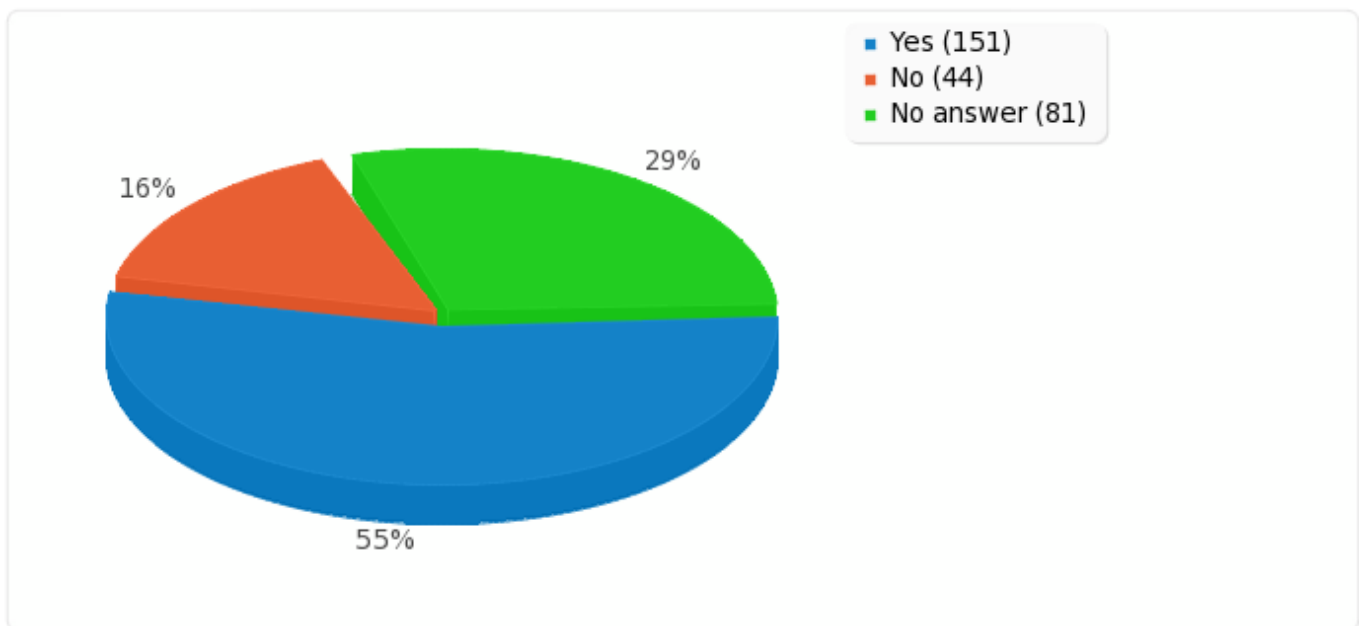




Field summary for 004b

4b. Were you able to book an appointment in advance?

| Answer    | Count | Percentage |
|-----------|-------|------------|
| Yes (Y)   | 151   | 54.71%     |
| No (N)    | 44    | 15.94%     |
| No answer | 81    | 29.35%     |

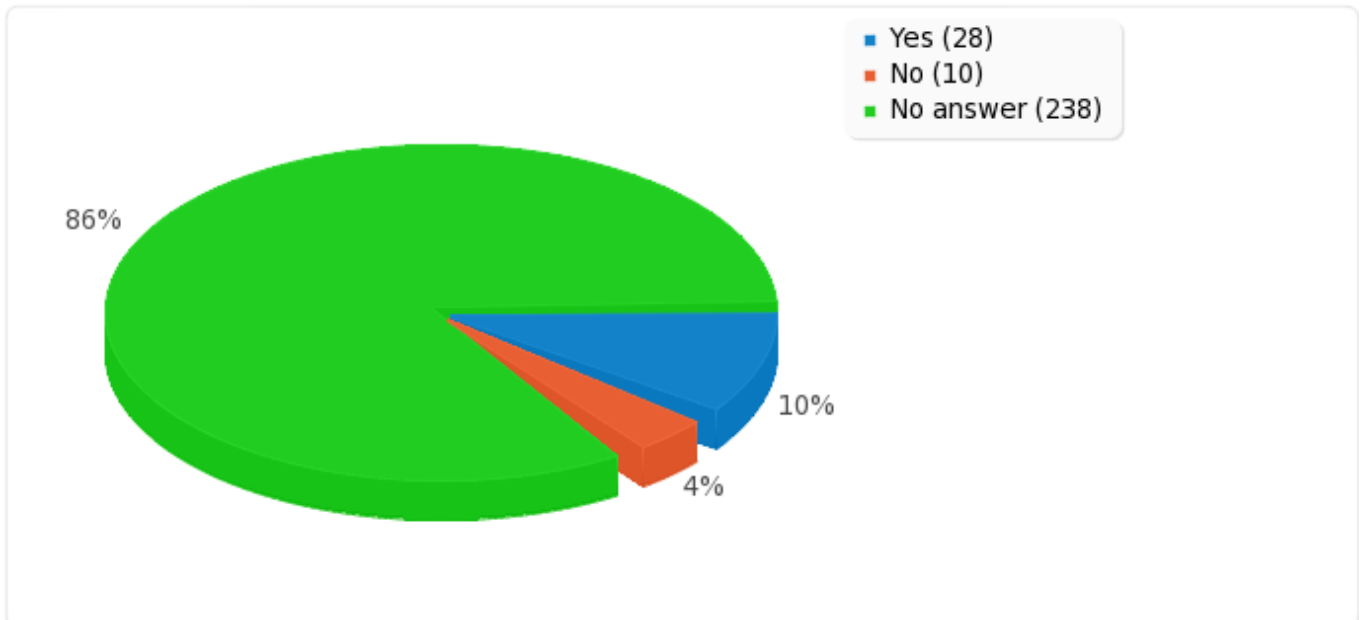




Field summary for 004c

4c. If you were not able to book an appointment in advance were you given a reason why?

| Answer   | Count | Percentage |
|--|-------|------------|
| Yes (A1)   | 28    | 10.14%     |
| No (A2)  | 10    | 3.62%      |
| If Yes please tell us the reason you gave in the box opposite (A3) | 0     | 0.00%      |
| Comments   | 27    | 9.78%      |
| No answer  | 238   | 86.23%     |



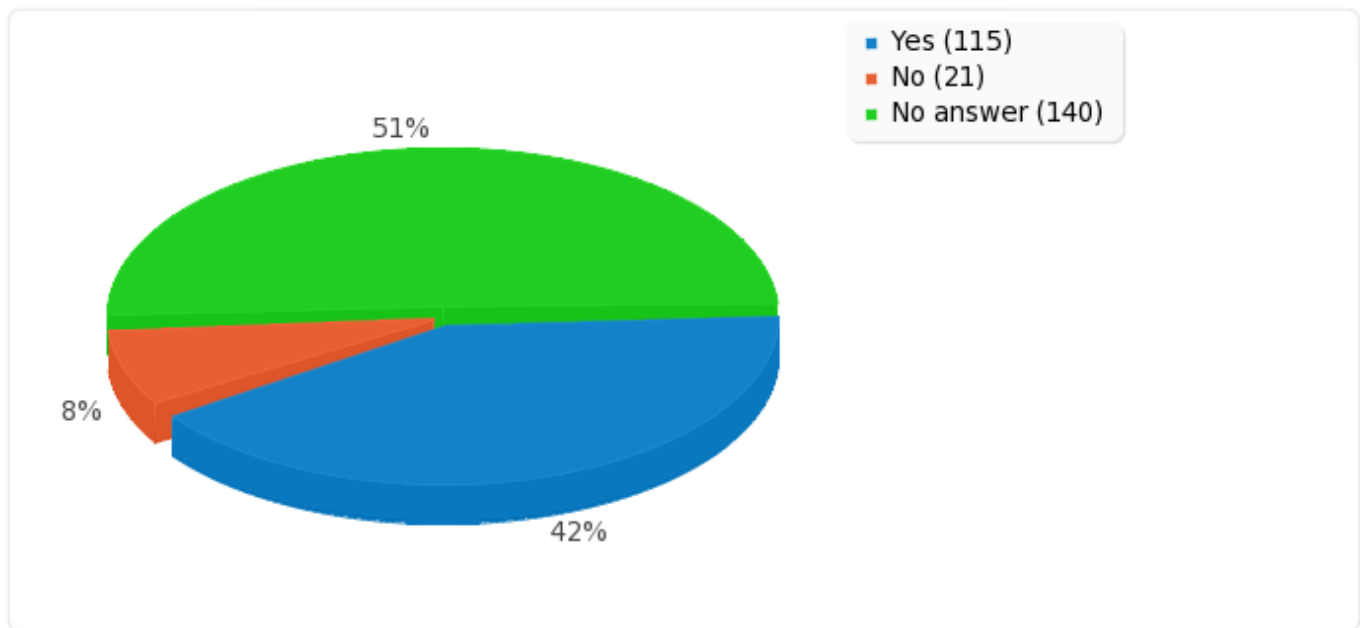


Field summary for 004d

4d. By booking in advance did you see the GP of your choice?

---

| Answer    | Count | Percentage |
|-----------|-------|------------|
| Yes (Y)   | 115   | 41.67%     |
| No (N)    | 21    | 7.61%      |
| No answer | 140   | 50.72%     |

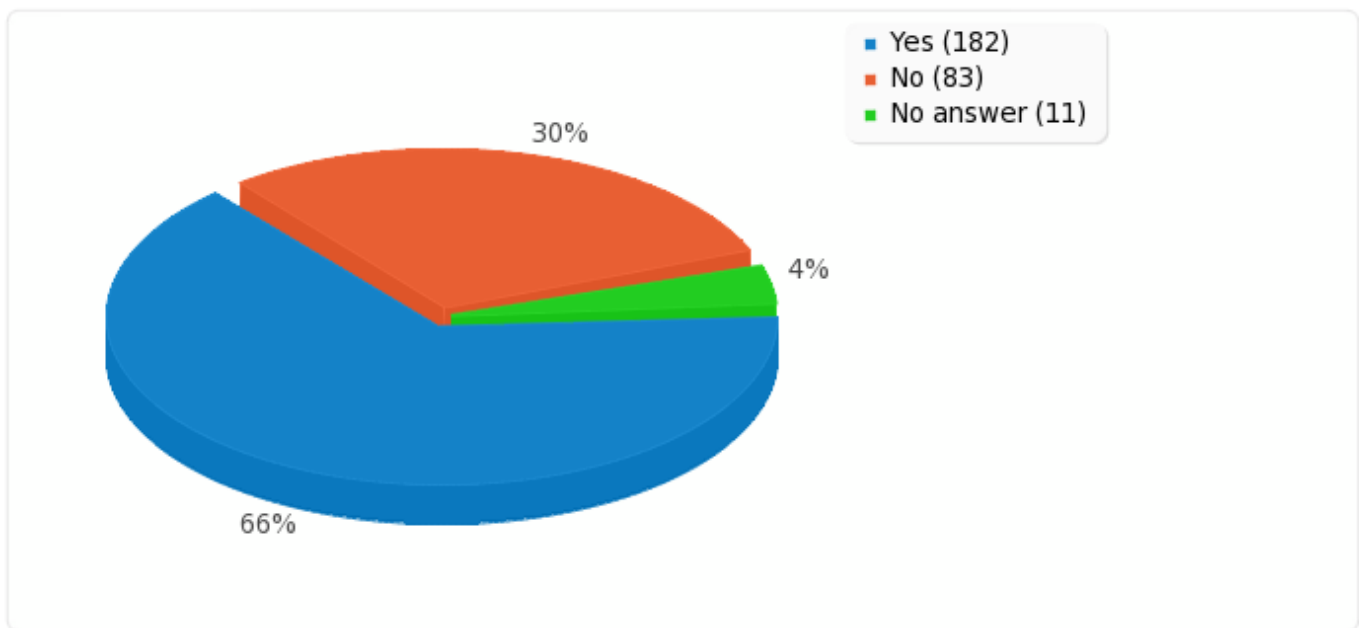




Field summary for 005a

5a. Are you taking regular medication?

| Answer    | Count | Percentage |
|-----------|-------|------------|
| Yes (Y)   | 182   | 65.94%     |
| No (N)    | 83    | 30.07%     |
| No answer | 11    | 3.99%      |





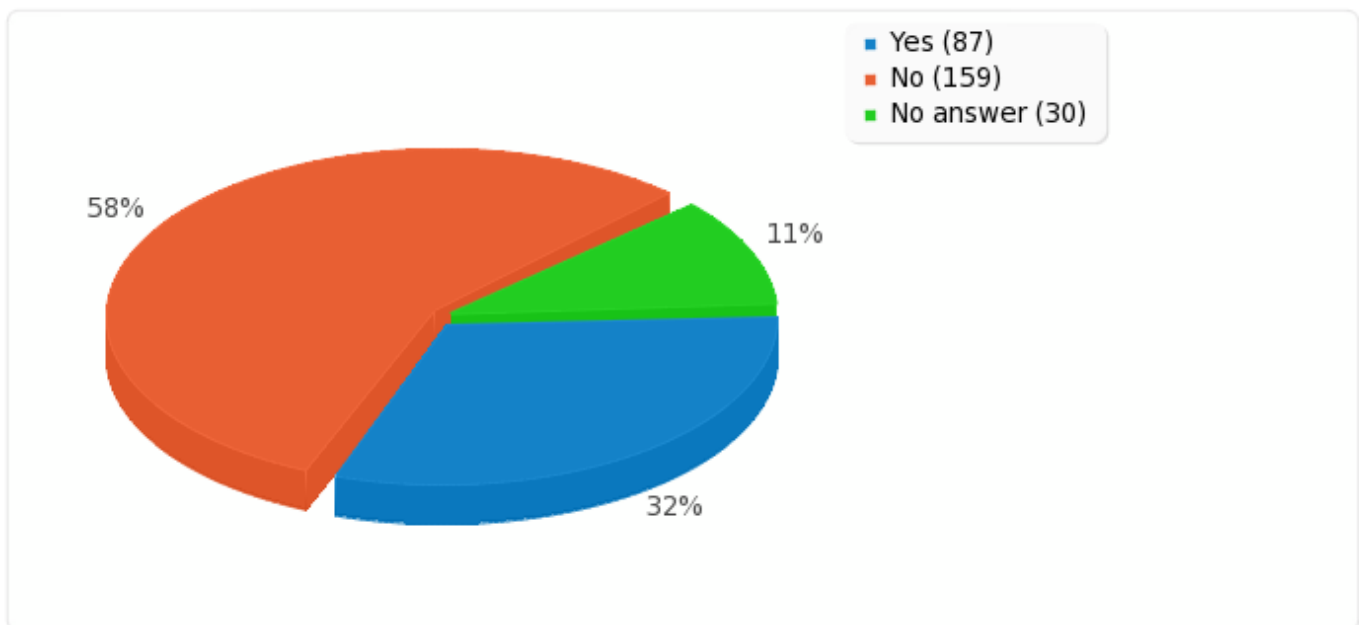


Field summary for 005b

5b. Do you have to order your medication more than once a month (items running out at various times)?

---

| Answer    | Count | Percentage |
|-----------|-------|------------|
| Yes (Y)   | 87    | 31.52%     |
| No (N)    | 159   | 57.61%     |
| No answer | 30    | 10.87%     |





Field summary for 006

6. Would you like to see presentations from other agencies attending the surgery on health matters etc?

□ PLEASE FEEL FREE TO ADD ANY COMMENTS/SUGGESTIONS

---

| Answer    | Count | Percentage |
|-----------|-------|------------|
| Answer    | 273   | 98.91%     |
| No answer | 3     | 1.09%      |

